



COOLANT OIL SAVING SOLUTIONS



**FOR SOLUBLE
& NEAT OIL**

**HOW MUCH
MONEY ARE
YOU THROWING
AWAY?**



Example shown above is typical metal cutting CNC with conveyor dragging coolant into swarf bin along with swarf



REDUCE COOLANT/OIL COSTS HEALTH & SAFETY/ENVIRONMENTAL BENEFITS

- **Up to 50% Coolant Saving**
 - Reduced topping up
- **Swarf Valve**
 - Improved price for swarf without coolant
- **Manpower reduction**
 - No manual intervention to empty coolant in swarf bin as it is done automatically
 - Only swarf will require emptying from the bin
- **Up to 90% saving in disposal**
 - Reduction in disposal cost to remove coolant
- **Improved Housekeeping**
 - No coolant collecting outside the machine or leaking on the floor
- **Environment**
 - Not only recycling coolant but NO external power required or outside coolant leaks

COMPACT AND EASY TO INSTALL

The Wogaard Coolant saver is easy to install and virtually maintenance free. It is driven by the machines on board coolant pump, so no external energy is required



On the road to ISO14001, you can reduce consumption of cutting fluid and water; reduce the amount of waste fluid collected and disposed of; and, end fluid leaks that create potential health & safety issues.



COOLANT OIL SAVING SOLUTIONS

COOLANT SAVER KIT



The Coolant Saver Kit : Part No. 144-1000

Application: Reclaim coolant from chip bin and return to machine

Typical Usage: Soluble Coolant on machines with conveyors.


Neat oil up to 12cs on sliding head low rated pumps.

Kit contains :

- Coolant Saver Unit
- Vacuum (filtered) with 3m 6mm PU Hose
- Vacuum hose
- *can be increased as much as 10 metres to Pump*
- 1.5metre - 12mm hose outlet
- Fittings - 1/2' & 3/4' T & straight fitting kit
- Full step by step Guide & technical support available
- 1 year warranty



+



Part No. 144-1000-Kit

OIL SAVER KIT



The Oil Saver Kit : Part No. 145-1000

Application: Reclaim neat oil from chip bin and return to machine

Typical Usage: Neat oil on machines with conveyors.


Neat oil to 32cs on sliding head machine with low pressure pumps

Kit contains :

- Oil Saver Unit
- Vacuum (filtered) built in non-return valve with 3 metres 6mm PU Hose
- *can be increased to 5metres*
- 1 metre - 12mm hose outlet
- Fittings - 1' T & straight fitting kit (for sliding head with larger hoses)
- Full step by step Guide & technical support available
- 1 year warranty




+



Part No. 145-1000-Kit

VACUUM PROTECTOR



Vacuum Protector with Clamp : Part No. 151-1001

Vacuum Protector without Clamp : Part No. 151-1000

Specification :

Material - Steel fabrication with painted Black Finish

80mm square profile x 660mm high

Clamp to profile tube and grip over bin

Main reason for vacuum protector is to avoid having to pull vacuum out of heavy swarf when removing bins to empty

Also available 750mm High Part No. 152-1001 (with Clamp) Part No. 152-1000 (without Clamp)

*Special lengths can be quoted on request.

ADDITIONAL FITTING KITS



Fitting kits for waist mounted pumps

Typically used when metal pipe work runs from pump to below sump level

Kit enables unit to be installed above Tank

- * T off from hose connection with hydraulic fitting
- 1/2' pipe fitting - 400mm height + elbow fittings

**Installation Service Available*

Wogaard products are available in the following countries and territories:

U.S.A. | Europe | Canada | South America | Japan | Australia



Technoset

“ There Is simply no way we would go back to a shopfloor without the Coolant and Oil Savers fitted to the machines. Walk around now and the swarf bins are dry with material that is ready to be responsibly recycled. And we know the coolant, be it oil or water-based, is getting reclaimed and recycled quickly and efficiently back into the same machine tool's sump so there is never any worry about cross contamination. ”

Kevan Kane



SecoTools

“ The savings are so significant and the return on the investment is so fast there is no requirement to spend time drilling down into the fine details. ”

Richard Smith



Renishaw

“ We have significantly reduced the time wasted topping up the oil in the sump of the machines, negated the risk of neat oil being spilt or leaking onto the shop floor and saved our labourers' time vacuuming out the oil from the skips. ”

Jon Davies



Progressive-Technology

“ It is simple to use and with our water miscible coolant mix running at between 6 and 9 per cent, it has obviously saved us a fortune, with the benefit of reduced sump top ups and improved housekeeping. ”

Ashley Mizen



Mettis Aerospace

“ We calculated the cost of the coolant at £1,285.92 and added the cost of disposal at £304.50 for every 4,000 litres, which highlighted an annual expenditure of just under £1,600 for one machine alone. ”

Phil Ketch

